

Worksheet

Short-tailed Shearwaters

(In answering this sheet, refer to the Short-tailed Shearwater Species Sheet and Issues Sheet No. 2)

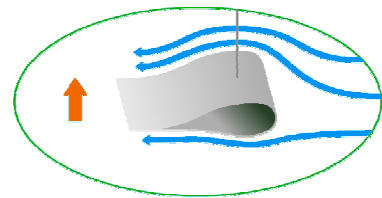
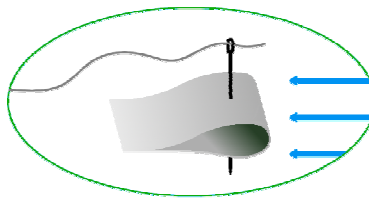
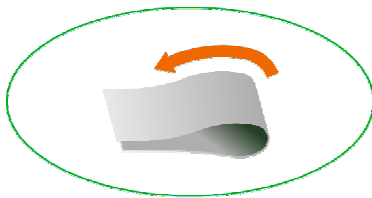
1. The Short-tailed Shearwater is also known by a number of other names. What are two of these names?

2. Short-tailed Shearwaters travel a long way to their breeding grounds in the Southern hemisphere. How far do they travel?

3. Look at an atlas to map the journey of this species. What countries do they go near? What seas do pass they over? (watch a moving cycle of their journey at www.dpipwe.tas.gov.au - search for 'short-tailed shearwater')

4. Name some of the threats that shearwaters face both in Tasmania, and in their world-wide travels

5. Make your own aerofoil to mimic the wings of the shearwater



- a. Fold a long piece of paper and glue the ends together.
- b. Thread cotton through the middle and fix the end with tape. Hold the cotton and blow hard over the curved end. What happens?
- c. Air rushes over the top, pressing less against the aerofoil than the air below, so the aerofoil rises.